


How Bobbin Lace is made


To work cloth stitch

Using the first four bobbins


Step 1



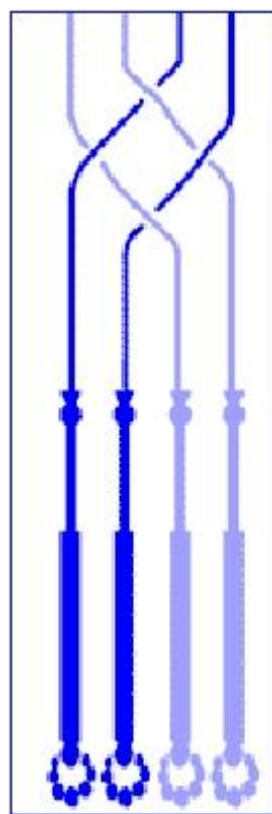
Step 2



Step 3



Step 4



Cross
centre pair

Left over right

Twist
outer pairs

Right over left

Cross
centre pair

Left over right

Completed
stitch

The first pair is moved to the side and the next pair brought across. The movements are repeated across the row